

Friday, April 5, 2024

IHSG	7,254
Change (%)	1.22%
Net Foreign	-469.60 B
Support	7160 - 7230
Resistance	7270 - 7320

Sectoral	Last	Change %
IDXBASIC.JK	1,355	2.93%
IDXCYCLIC.JK	815	0.74%
IDXENERGY.JK	2,137	-0.15%
IDXFINANCE.JK	1,480	0.93%
IDXHEALTH.JK	1,363	0.63%
IDXNONCYC.JK	719	0.20%
IDXINDUST.JK	1,094	-0.12%
IDXINFRA.JK	1,574	1.15%
IDXPROPERT.JK	653	0.23%
IDXTECHNO.JK	3,536	0.80%
IDXTRANS.JK	1,455	0.56%

Commodities	Last	Change %
Crude Oil May 24	87.0	0.44%
Brent Crude Oil	91.2	0.56%
Gold Jun 24	2304.6	-0.17%
Copper May 24	4.2	-0.92%

Indeks	Close	Change %
Dow Jones Industrial Average	38,597	-1.35%
S&P 500	5,147	-1.23%
NASDAQ Composite	16,049	-1.40%
FTSE 100	7,976	0.48%
DAX PERFORMANCE-INDEX	18,403	0.19%
SSE Composite Index	3,069	-0.18%
HANG SENG INDEX	16,725	-1.22%
Nikkei 225	39,142	-1.59%

Indikator	Tingkat
GDP Growth Rate	0.45 percent
GDP Annual Growth Rate	5.04 percent
Unemployment Rate	5.32 percent
Inflation Rate	3.05 percent
Inflation Rate MoM	0.52 percent
Interest Rate	6 percent
Balance of Trade	867 USD Million
Current Account	-1290 USD Million
Current Account to GDP	1 percent of GDP
Government Debt to GDP	39.9 percent of GDP
Government Budget	-1.65 percent of GDP
Business Confidence	13.17 points
Manufacturing PMI	54.2 points



Source: Trading View, Divisi Research Erdikha

NEWS HIGHLIGHT

- Bank CIMB Niaga (BNGA) Gelontorkan Dividen Rp3,08 Triliun
- Sah! Matahari (LPPF) Sebar Dividen Rp200 per Lembar
- TRIS Catat Laba Naik Tipis Jadi Rp68M di 2023
- Pengendali Baru Gelar Tender Offer Saham KARW Rp66 per Lembar hari ini
- Hasnur (HAIS) Gulirkan Dividen Rp19,98 per Lembar

NEWS MARKET

_ *Market insight on April 5, 2024*_

SENTIMEN GLOBAL

- Pasar saham global bergerak variatif pada perdagangan sebelumnya. Indeks S&P 500, Eurostoxx, dan Shanghai komposit masing-masing bergerak sebesar -1.23%, +0.03%, dan -0.18%.
- Obligasi AS tenor acuan 10 tahun ditutup turun dari 4.353% ke 4.351%. Pergerakan pasar dipengaruhi laporan ketenagakerjaan Amerika Serikat (AS) Maret 2024. Lonjakan harga minyak dan kekhawatiran bahwa The Fed bisa menahan pemangkasan suku bunga juga merusak sentimen investor.

SENTIMEN DOMESTIK

- Faktor global juga mempengaruhi pergerakan pasar di level domestik. Rupiah terdepresiasi 0.10% ke level 15,945.
- Imbal hasil obligasi negara tenor acuan 10 tahun turun dari 6.69% ke 6.68% dan IHSG menguat +1.22%. Pergerakan pasar dipengaruhi liburan panjang bursa yang akan dimulai pada tgl 08 - 15 April. Sentimen negatif yang terjadi di bursa global pada pekan ini akan menjadi catatan bagi investor dalam mengambil keputusan pembelian saham.

SENTIMEN MAKRO

- INFLASI, Badan Pusat Statistik (BPS) melaporkan, inflasi Indonesia tercatat sebesar 3,05% secara tahunan pada Maret 2024. Angka inflasi itu turun 1,92 poin persen dari Maret 2023 yang sebesar 4,97%. Namun, inflasi Maret 2024 naik 0,3 poin persen dari Februari 2024 lalu yang sebesar 2,75% yoy dan 0,52% mom dan tingkat inflasi inti Maret 2024 sebesar 1,77%.
- USD/IDR, Ketika USD/IDR berada di kisaran Rp16.000, dalam waktu dekat BI bisa mempertimbangkan kenaikan bunga sebesar 25 bps menjadi 6,25% pada RDG akhir bulan ini.

KOMODITAS

- MINYAK MENTAH, Harga minyak naik lebih dari 1% karena adanya ketegangan geopolitik dan penurunan produksi melebihi kehati-hatian terhadap pemangkasan suku bunga The Fed.
- EMAS, Harga emas stabil di level \$2.300 setelah sempat menembus rekor tertinggi sepanjang masa berkat ekspektasi pemangkasan suku bunga AS tahun ini, dan investor menantikan kejelasan lebih lanjut mengenai waktu pemangkasan tersebut.

HARI INI

- Penguatan harga komoditas emas, minyak mentah, copper dan timah serta periode lebaran, memicu rekomendasi melebihi kehati-hatian terhadap pemangkasan suku bunga The Fed.
- Pilihan Spec Buy pada saham BRIS, BBRI, AMMN, TPIA, TINS, ITMG, MDKA, BRMS, MYOR, JSMR, MAPI, SIDO.

Source: Investing, Tradingeconomics, BPS, Bisnis.com, AO Research

Disclaimer ON

Stock Recommendation						
Stock	Last Price	Recommendation	TP 1	TP 2	Stop Loss	Commentary
BBRI	5,700	Hold	5,800	5,975	5,525	Bullish Continuation, entry level: 5620-5700
MDKA	2,680	Hold	2,730	2,810	2,590	Bullish Continuation, entry level: 2650-2680
TKIM	7,650	Spec Buy	7,800	8,025	7,400	Bullish Continuation, entry level: 7550-7650
ASSA	825	Trading Buy	840	865	800	Bullish Breakaway, entry level: 810-825
MAPI	1,900	Hold	1,935	1,995	1,840	Bullish Breakaway, entry level: 1885-1900

LQ45 PRICE PERFORMANCE



Friday, April 5, 2024

CODE	PRICE	Daily (%)	PER		52 WEEK PRICE PERFORMANCE	YTD (%)		PRICE	%	52W Low	CURRENT POSITION	52W High	%
BRIS	2,730	3.41%	22			56.90%		2,730	88%	1,450	▼	2,960	-8%
ESSA	730	1.39%	23			37.74%		730	52%	480	▼	980	-26%
MEDC	1,560	0.32%	7			35.06%		1,560	86%	840	▼	1,705	-9%
ACES	965	1.05%	22			34.03%		965	123%	432	▼	985	-2%
SIDO	660	3.13%	21			25.71%		660	38%	478	▼	865	-24%
PGAS	1,370	0.37%	8			21.24%		1,370	29%	1,060	▼	1,535	-11%
AKRA	1,770	-0.28%	13			20.00%		1,770	41%	1,255	▼	1,825	-3%
PTBA	2,930	0.34%	6			20.08%		2,930	27%	2,300	▼	4,200	-30%
INKP	9,650	-2.53%	6			15.92%		9,650	40%	6,900	▼	11,850	-19%
BBTN	1,515	3.41%	6			21.20%		1,515	28%	1,180	▼	1,610	-6%
EXCL	2,340	3.08%	24			17.00%		2,340	38%	1,695	▼	2,640	-11%
ADRO	2,690	0.37%	3			13.03%		2,690	34%	2,010	▼	3,160	-15%
BMRI	6,875	1.48%	12			13.64%		6,875	39%	4,950	▼	7,500	-8%
UNTR	25,050	-0.79%	4			10.72%		25,050	20%	20,925	▼	31,700	-21%
HRUM	1,455	-1.02%	8			8.99%		1,455	35%	1,075	▼	1,945	-25%
ITMG	26,900	-0.28%	4			4.87%		26,900	22%	22,125	▼	41,500	-35%
ICBP	11,025	0.23%	18			4.26%		11,025	12%	9,850	▼	11,925	-8%
CPIN	5,325	1.91%	38			5.97%		5,325	23%	4,330	▼	5,800	-8%
MAPI	1,900	2.15%	17			6.15%		1,900	46%	1,305	▼	2,070	-8%
INDF	6,500	-0.76%	7			0.78%		6,500	5%	6,175	▼	7,550	-14%
BBCA	9,850	3.41%	25			4.79%		9,850	15%	8,600	▼	10,400	-5%
PGEO	1,190	2.59%	19			1.71%		1,190	100%	595	▼	1,680	-29%
BBNI	5,350	0.47%	10			-0.47%		5,350	24%	4,313	▼	6,250	-14%
AMRT	2,900	0.35%	35			-1.02%		2,900	16%	2,490	▼	3,030	-4%
BBRI	5,700	1.33%	14			-0.44%		5,700	20%	4,760	▼	6,450	-12%
ANTM	1,660	0.91%	13			-2.64%		1,660	18%	1,405	▼	2,160	-23%
GGRM	19,975	2.17%	7			-1.72%		19,975	3%	19,450	▼	30,050	-34%
INCO	4,110	0.98%	9			-4.64%		4,110	14%	3,610	▼	7,100	-42%
KLBF	1,500	0.00%	24			-6.83%		1,500	7%	1,405	▼	2,200	-32%
ASII	5,175	-1.43%	6			-8.41%		5,175	6%	4,900	▼	7,000	-26%
INTP	8,725	0.29%	15			-7.18%		8,725	3%	8,500	▼	11,500	-24%
ARTO	2,580	-1.90%	1,395			-11.03%		2,580	69%	1,530	▼	3,860	-33%
SMGR	5,700	0.00%	18			-10.94%		5,700	1%	5,625	▼	7,250	-21%
MDKA	2,680	12.13%	#N/A			-0.74%		2,680	30%	2,060	▼	4,320	-38%
SRTG	1,495	3.46%	#N/A			-8.84%		1,495	6%	1,405	▼	2,040	-27%
MTEL	635	2.42%	26			-9.93%		635	6%	600	▼	770	-18%
MBMA	555	13.27%	499			-0.89%		555	16%	480	▼	955	-42%
TLKM	3,450	0.88%	14			-12.66%		3,450	2%	3,390	▼	4,500	-23%
TOWR	855	0.00%	13			-13.64%		855	4%	820	▼	1,130	-24%
GOTO	69	1.47%	#N/A			-19.77%		69	28%	54	▼	147	-53%
UNVR	2,710	0.74%	22			-23.23%		2,710	5%	2,570	▼	4,630	-41%
PTMP	157	6.08%	59			-22.28%		157	131%	68	▼	338	-54%
BRPT	970	1.04%	218			-27.07%		970	37%	710	▼	1,950	-50%
EMTK	428	0.94%	#N/A			-27.46%		428	3%	414	▼	855	-50%
BUKA	149	1.36%	#N/A			-31.02%		149	10%	136	▼	268	-44%

Sumber: Research Team Erdikha Elit Sekuritas

KETERANGAN

PER : PER saat ini dibawah 10 kali

YTD (%) : Kinerja harga saat ini dibandingkan dengan harga saham awal tahun 45 saham yang memiliki likuiditas tinggi dan kapitalisasi pasar

52W Low : **Harga terendah** selama 52 Minggu terakhir

52W High : **Harga tertinggi** selama 52 Minggu terakhir

LQ45 adalah Indeks yang mengukur kinerja harga dari besar serta didukung oleh fundamental perusahaan yang baik.

MSCI PRICE PERFORMANCE



Friday, April 5, 2024

CODE	PRICE	Daily (%)	PER		52 WEEK PRICE PERFORMANCE	YTD (%)		PRICE	%	52W Low	CURRENT POSITION	52W High	%
1 AMMN	8,850	1.72%	152	AMMN		35.11%	AMMN	8,850	421%	1,700		9,000	-2%
2 INKP	9,650	-2.53%	6	INKP		15.92%	INKP	9,650	40%	6,900		11,850	-19%
3 ADRO	2,690	0.37%	3	ADRO		13.03%	ADRO	2,690	34%	2,010		3,160	-15%
4 BMRI	6,875	1.48%	12	BMRI		13.64%	BMRI	6,875	39%	4,950		7,500	-8%
5 UNTR	25,050	-0.79%	4	UNTR		10.72%	UNTR	25,050	20%	20,925		31,700	-21%
6 ICBP	11,025	0.23%	18	ICBP		4.26%	ICBP	11,025	12%	9,850		11,925	-8%
7 CPIN	5,325	1.91%	38	CPIN		5.97%	CPIN	5,325	23%	4,330		5,800	-8%
8 INDF	6,500	-0.76%	7	INDF		0.78%	INDF	6,500	5%	6,175		7,550	-14%
9 BBCA	9,850	3.41%	25	BBCA		4.79%	BBCA	9,850	15%	8,600		10,400	-5%
10 BBNI	5,350	0.47%	10	BBNI		-0.47%	BBNI	5,350	24%	4,313		6,250	-14%
11 AMRT	2,900	0.35%	35	AMRT		-1.02%	AMRT	2,900	16%	2,490		3,030	-4%
12 BBRI	5,700	1.33%	14	BBRI		-0.44%	BBRI	5,700	20%	4,760		6,450	-12%
13 ANTM	1,660	0.91%	13	ANTM		-2.64%	ANTM	1,660	18%	1,405		2,160	-23%
14 KLBF	1,500	0.00%	24	KLBF		-6.83%	KLBF	1,500	7%	1,405		2,200	-32%
15 ASII	5,175	-1.43%	6	ASII		-8.41%	ASII	5,175	6%	4,900		7,000	-26%
16 SMGR	5,700	0.00%	18	SMGR		-10.94%	SMGR	5,700	1%	5,625		7,250	-21%
17 MDKA	2,680	12.13%	#N/A	MDKA		-0.74%	MDKA	2,680	30%	2,060		4,320	-38%
18 TLKM	3,450	0.88%	14	TLKM		-12.66%	TLKM	3,450	2%	3,390		4,500	-23%
19 TOWR	855	0.00%	13	TOWR		-13.64%	TOWR	855	4%	820		1,130	-24%
20 GOTO	69	1.47%	#N/A	GOTO		-19.77%	GOTO	69	28%	54		147	-53%
21 UNVR	2,710	0.74%	22	UNVR		-23.23%	UNVR	2,710	5%	2,570		4,630	-41%
22 BRPT	970	1.04%	218	BRPT		-27.07%	BRPT	970	37%	710		1,950	-50%

Sector Weights for Monday, March 18, 2024

Sector Name	Weight%
Financials	62.21
Communication Services	10
Consumer Staples	7.73
Materials	7.52
Industrials	4.89
Energy	3.47
Consumer Discretionary	2.79
Health Care	1.41

Industry Group Weights for Monday, March 18, 2024

Industry Group Name	Weight%
Banks	62.21
Telecommunication Services	10
Materials	7.52
Capital Goods	4.89
Food Beverage & Tobacco	4.28
Energy	3.47
Consumer Discretionary Distribution & Retail	2.79
Consumer Staples Distribution & Retail	2.51
Pharmaceuticals, Biotechnology & Life Sciences	1.41
Household & Personal Products	0.94

MSCI FEBRUARY 2024 QUARTERLY INDEX REVIEW

Announcement date : February 12, 2024, All changes will be made as of the close of February 29, 2024, Effective date March 01, 2024

INDONESIA

- MSCI Global Standard Indexes List

Additions : -

Deletions : -

- MSCI Small Cap Indexes List

Additions : BUMI, MIDI

Deletions : CUAN

NEXT

May 2024 Index Review

o Announcement date: May 14, 2024

o Effective date: Jun 03, 2024

Sumber: Research Team Erdikha Elit Sekuritas

KETERANGAN

PER	: PER saat ini dibawah 10 kali
YTD (%)	: Kinerja harga saat ini dibandingkan dengan harga saham awal tahun
52W Low	: Harga terendah selama 52 Minggu terakhir
52W High	: Harga tertinggi selama 52 Minggu terakhir

IDX80 PERFORMANCE




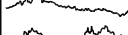












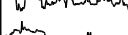











Friday, April 5, 2024

260

CODE	PRICE	Daily (%)	PER	52 WEEK PRICE PERFORMANCE	YTD (%)	PRICE	%	52W Low	CURRENT POSITION	52W High	%
BRIS	2,730	3.41%	22		56.90%	2,730	88%	1,450	▼	2,960	-8%
TINS	925	5.11%	#N/A		43.41%	925	78%	520	▼	1,045	-11%
ESSA	730	1.39%	23		37.74%	730	52%	480	▼	980	-26%
MEDC	1,560	0.32%	7		35.06%	1,560	86%	840	▼	1,705	-9%
GJTL	1,300	-6.47%	4		25.60%	1,300	124%	580	▼	1,490	-13%
ACES	965	1.05%	22		34.03%	965	123%	432	▼	985	-2%
TPIA	6,975	2.95%	#N/A		32.86%	6,975	250%	1,995	▼	7,000	0%
SMIL	144	-3.36%	15		19.01%	144	48%	97	▼	230	-37%
SIDO	660	3.13%	21		25.71%	660	38%	478	▼	865	-24%
PGAS	1,370	0.37%	8		21.24%	1,370	29%	1,060	▼	1,535	-11%
MAPA	1,005	1.52%	20		22.56%	1,005	125%	446	▼	1,170	-14%
AKRA	1,770	-0.28%	13		20.00%	1,770	41%	1,255	▼	1,825	-3%
PTBA	2,930	0.34%	6		20.08%	2,930	27%	2,300	▼	4,200	-30%
INKP	9,650	-2.53%	6		15.92%	9,650	40%	6,900	▼	11,850	-19%
BBTN	1,515	3.41%	6		21.20%	1,515	28%	1,180	▼	1,610	-6%
ISAT	11,075	1.61%	20		18.13%	11,075	71%	6,475	▼	12,250	-10%
PNLF	312	1.96%	5		18.18%	312	29%	242	▼	364	-14%
EXCL	2,340	3.08%	24		17.00%	2,340	38%	1,695	▼	2,640	-11%
JSMR	5,500	-0.45%	6		12.94%	5,500	74%	3,160	▼	5,700	-4%
ADRO	2,690	0.37%	3		13.03%	2,690	34%	2,010	▼	3,160	-15%
BMRI	6,875	1.48%	12		13.64%	6,875	39%	4,950	▼	7,500	-8%
UNTR	25,050	-0.79%	4		10.72%	25,050	20%	20,925	▼	31,700	-21%
HRUM	1,455	-1.02%	8		8.99%	1,455	35%	1,075	▼	1,945	-25%
CTRA	1,280	1.59%	13		9.40%	1,280	35%	950	▼	1,335	-4%
ITMG	26,900	-0.28%	4		4.87%	26,900	22%	22,125	▼	41,500	-35%
BFIN	1,270	0.79%	12		5.39%	1,270	33%	955	▼	1,535	-17%
PTPP	454	1.79%	6		6.07%	454	15%	394	▼	835	-46%
ICBP	11,025	0.23%	18		4.26%	11,025	12%	9,850	▼	11,925	-8%
CPIN	5,325	1.91%	38		5.97%	5,325	23%	4,330	▼	5,800	-8%
MAPI	1,900	2.15%	17		6.15%	1,900	46%	1,305	▼	2,070	-8%
ERAA	446	1.36%	9		4.69%	446	37%	326	▼	560	-20%
MYOR	2,500	-1.96%	18		0.40%	2,500	11%	2,260	▼	2,900	-14%
TKIM	7,650	2.34%	6		4.79%	7,650	37%	5,600	▼	10,375	-26%
INDY	1,500	2.39%	2		4.53%	1,500	17%	1,285	▼	2,800	-46%
ELSA	400	1.01%	6		3.09%	400	32%	304	▼	460	-13%
JPFA	1,245	3.75%	16		5.51%	1,245	23%	1,015	▼	1,410	-12%
INDF	6,500	-0.76%	7		0.78%	6,500	5%	6,175	▼	7,550	-14%
BBCA	9,850	3.41%	25		4.79%	9,850	15%	8,600	▼	10,400	-5%
ENRG	220	0.00%	5		0.00%	220	14%	193	▼	302	-27%
PGEO	1,190	2.59%	19		1.71%	1,190	100%	595	▼	1,680	-29%
BBNI	5,350	0.47%	10		-0.47%	5,350	24%	4,313	▼	6,250	-14%
AMRT	2,900	0.35%	35		-1.02%	2,900	16%	2,490	▼	3,030	-4%
BBRI	5,700	1.33%	14		-0.44%	5,700	20%	4,760	▼	6,450	-12%
ASSA	825	6.45%	29		4.43%	825	20%	685	▼	1,420	-42%
MPMX	1,030	0.49%	9		-1.90%	1,030	6%	970	▼	1,360	-24%
ANTM	1,660	0.91%	13		-2.64%	1,660	18%	1,405	▼	2,160	-23%
ADMR	1,350	3.05%	8		-0.74%	1,350	82%	740	▼	1,600	-16%
GGRM	19,975	2.17%	7		-1.72%	19,975	3%	19,450	▼	30,050	-34%
MIKA	2,790	3.33%	43		-2.11%	2,790	15%	2,430	▼	3,100	-10%
INCO	4,110	0.98%	9		-4.64%	4,110	14%	3,610	▼	7,100	-42%
KLBF	1,500	0.00%	24		-6.83%	1,500	7%	1,405	▼	2,200	-32%
ASII	5,175	-1.43%	6		-8.41%	5,175	6%	4,900	▼	7,000	-26%
INTP	8,725	0.29%	15		-7.18%	8,725	3%	8,500	▼	11,500	-24%

PWON	428	1.90%	10
17 AUTO	2,190	0.46%	6
BRMS	162	4.52%	93
8 BMTR	244	0.00%	5
ARTO	2,580	-1.90%	1,395
28 SMRA	510	-0.97%	11
TBIG	1,870	0.00%	27
49 SMGR	5,700	0.00%	18
BSDE	970	1.04%	10
76 MDKA	2,680	12.13%	#N/A
SRTG	1,495	3.46%	#N/A
59 MTEL	635	2.42%	26
MBMA	555	13.27%	499
9 WIFI	135	0.75%	4
TLKM	3,450	0.88%	14
57 TOWR	855	0.00%	13
MNCN	336	1.82%	4
67 HEAL	1,185	0.00%	40
SCMA	137	1.48%	34
75 GOTO	69	1.47%	#N/A
UNVR	2,710	0.74%	22
29 BTPS	1,250	0.40%	9
PTMP	157	6.08%	59
70 BRPT	970	1.04%	218
EMTK	428	0.94%	#N/A
73 BUKA	149	1.36%	#N/A

PWON		-5.73%
AUTO		-7.20%
BRMS		-4.71%
BMTR		-8.96%
ARTO		-11.03%
SMRA		-11.30%
TBIG		-10.53%
SMGR		-10.94%
BSDE		-10.19%
MDKA		-0.74%
SRTG		-8.84%
MTEL		-9.93%
MBMA		-0.89%
WIFI		-12.34%
TLKM		-12.66%
TOWR		-13.64%
MNCN		-12.95%
HEAL		-20.47%
SCMA		-19.41%
GOTO		-19.77%
UNVR		-23.23%
BTPS		-26.04%
PTMP		-22.28%
BRPT		-27.07%
EMTK		-27.46%
BUKA		-31.02%

PWON	428	9%	392	▼	525	-18%
AUTO	2,190	39%	1,580	▼	3,620	-40%
BRMS	162	42%	114	▼	226	-28%
BMTR	244	11%	220	▼	388	-37%
ARTO	2,580	69%	1,530	▼	3,860	-33%
SMRA	510	1%	505	▼	740	-31%
TBIG	1,870	5%	1,780	▼	2,300	-19%
SMGR	5,700	1%	5,625	▼	7,250	-21%
BSDE	970	4%	930	▼	1,235	-21%
MDKA	2,680	30%	2,060	▼	4,320	-38%
SRTG	1,495	6%	1,405	▼	2,040	-27%
MTEL	635	6%	600	▼	770	-18%
MBMA	555	16%	480	▼	955	-42%
WIFI	135	3%	131	▼	280	-52%
TLKM	3,450	2%	3,390	▼	4,500	-23%
TOWR	855	4%	820	▼	1,130	-24%
MNCN	336	10%	306	▼	715	-53%
HEAL	1,185	7%	1,105	▼	1,575	-25%
SCMA	137	4%	132	▼	190	-28%
GOTO	69	28%	54	▼	147	-53%
UNVR	2,710	5%	2,570	▼	4,630	-41%
BTPS	1,250	3%	1,210	▼	2,350	-47%
PTMP	157	131%	68	▼	338	-54%
BRPT	970	37%	710	▼	1,950	-50%
EMTK	428	3%	414	▼	855	-50%
BUKA	149	10%	136	▼	268	-44%

Sumber: Research Team Erdikha Elit Sekuritas

KETERANGAN

52W Low	:	Harga terendah selama 52 Minggu terakhir
52W High	:	Harga tertinggi selama 52 Minggu terakhir
YTD (%)	:	Kinerja harga saat ini dibandingkan dengan harga saham awal tahun
PER	:	PER saat ini dibawah 10 kali

IDX80 adalah Indeks yang mengukur kinerja harga dari 80 saham yang memiliki likuiditas tinggi dan kapitalisasi pasar besar serta didukung oleh fundamental perusahaan yang baik.

ECONOMIC CALENDAR



				Actual	Previous	Consensus	Forecast
Monday April 01 2024							
	7:30 AM	ID	S&P Global Manufacturing PMI MAR	54.2	52.7		52.6
8:45 AM		CN	Caixin Manufacturing PMI MAR	51.1	50.9	51	51
	11:00 AM	ID	Inflation Rate YoY MAR	3.05%	2.75%	2.91%	2.90%
	11:00 AM	ID	Core Inflation Rate YoY MAR	1.77%	1.68%	1.70%	1.50%
	11:00 AM	ID	Inflation Rate MoM MAR	0.52%	0.37%	0.39%	0.45%
	11:35 AM	ID	Tourist Arrivals YoY FEB	38.24%	16.19%		12.00%
	3:30 PM	CN	Current Account Final Q4	\$56.2B	\$60.8B @		\$55.2B
	8:45 PM	US	S&P Global Manufacturing PMI Final MAR	51.9	52.2		52.5
9:00 PM		US	ISM Manufacturing PMI MAR	50.3	47.8	48.4	48.3
	9:00 PM	US	ISM Manufacturing Employment MAR	47.4	45.9		46
	9:00 PM	US	Construction Spending MoM FEB	-0.30%	-0.20%	0.70%	0.40%
Tuesday April 02 2024							
	5:50 AM	US	Fed Cook Speech				
	7:55 PM	US	Redbook YoY MAR/30	5.20%	3.90%		
9:00 PM		US	JOLTs Job Openings FEB	8.756M	8.748M @	8.75M	8.84M
	9:00 PM	US	Factory Orders MoM FEB	1.40%	-3.8% @	1%	1.30%
	9:00 PM	US	Factory Orders ex Transportation FEB	1.10%	-0.6% @		0.40%
	9:00 PM	US	JOLTs Job Quits FEB	3.484M	3.446M @		3.37M
	9:10 PM	US	Fed Bowman Speech				
	10:30 PM	US	42-Day Bill Auction	5.28%	5.28%		
	11:00 PM	US	Fed Williams Speech				
	11:05 PM	US	Fed Mester Speech		52.3		51.7
Wednesday April 03 2024							
	12:30 AM	US	Fed Daly Speech				
	2:15 AM	US	LMI Logistics Managers Index MAR	58.3	56.5		
	3:30 AM	US	API Crude Oil Stock Change MAR/29	-2.286M	9.337M	-2.000M	
	4:00 AM	US	Total Vehicle Sales MAR	15.5M	15.8M @	15.90M	14.8M
	8:45 AM	CN	Caixin Services PMI MAR	52.7	52.5	52.7	52.6
	8:45 AM	CN	Caixin Composite PMI MAR	52.7	52.5		52.7
	6:00 PM	US	MBA 30-Year Mortgage Rate MAR/29	6.91%	6.93%		
	6:00 PM	US	MBA Mortgage Applications MAR/29	-0.60%	-0.70%		
	6:00 PM	US	MBA Mortgage Market Index MAR/29	195.6	196.8		
	6:00 PM	US	MBA Mortgage Refinance Index MAR/29	453.5	460.9		
	6:00 PM	US	MBA Purchase Index MAR/29	145.6	145.7		
	7:15 PM	US	ADP Employment Change MAR	184K	155K @	148K	125.0K
	8:45 PM	US	Fed Bowman Speech				
	8:45 PM	US	S&P Global Composite PMI Final MAR	52.1	52.5		52.2
	8:45 PM	US	S&P Global Services PMI Final MAR	51.7	52.3		51.7
9:00 PM		US	ISM Services PMI MAR	51.4	52.6	52.7	52.4
	9:00 PM	US	ISM Services Business Activity MAR	57.4	57.2	56.7	57
	9:00 PM	US	ISM Services Employment MAR	48.5	48		48
	9:00 PM	US	ISM Services New Orders MAR	54.4	56.1		56
	9:00 PM	US	ISM Services Prices MAR	53.4	58.6		58.4
	9:30 PM	US	EIA Crude Oil Stocks Change MAR/29	3.21M	3.165M	-1.511M	
	9:30 PM	US	EIA Gasoline Stocks Change MAR/29	-4.256M	1.299M	-0.82M	
	9:30 PM	US	EIA Crude Oil Imports Change MAR/29	0.075M	1.124M		
	9:30 PM	US	EIA Cushing Crude Oil Stocks Change MAR/29	-0.377M	2.107M		
	9:30 PM	US	EIA Distillate Fuel Production Change MAR/29	-0.208M	0.124M		
	9:30 PM	US	EIA Distillate Stocks Change MAR/29	-1.268M	-1.185M	-0.604M	
	9:30 PM	US	EIA Gasoline Production Change MAR/29	0.767M	-0.435M		
	9:30 PM	US	EIA Heating Oil Stocks Change MAR/29	-0.613M	-0.609M		
	9:30 PM	US	EIA Refinery Crude Runs Change MAR/29	-0.035M	0.147M		
	10:30 PM	US	17-Week Bill Auction	5.20%	5.21%		
	11:00 PM	US	Fed Goolsbee Speech				
11:10 PM		US	Fed Chair Powell Speech				
Thursday April 04 2024							
	12:10 AM	US	Fed Barr Speech				
	3:30 AM	US	Fed Kugler Speech				

6:30 PM	US	<u>Challenger Job Cuts MAR</u>	84.638K		89K
7:30 PM	US	<u>Balance of Trade FEB</u>	-\$67.4B	<u>\$-67.3B</u>	<u>\$-68.0B</u>
7:30 PM	US	<u>Exports FEB</u>	\$257.2B		<u>\$258.0B</u>
7:30 PM	US	<u>Imports FEB</u>	\$324.6B		<u>\$326B</u>
7:30 PM	US	<u>Initial Jobless Claims MAR/30</u>	210K	<u>214K</u>	<u>214.0K</u>
7:30 PM	US	<u>Continuing Jobless Claims MAR/23</u>	1819K		<u>1822.0K</u>
7:30 PM	US	<u>Jobless Claims 4-week Average MAR/30</u>	211K		<u>212.0K</u>
9:30 PM	US	<u>EIA Natural Gas Stocks Change MAR/29</u>	-36Bcf	<u>-38Bcf</u>	
10:30 PM	US	<u>4-Week Bill Auction</u>	5.29%		
10:30 PM	US	<u>8-Week Bill Auction</u>	5.28%		
11:00 PM	US	<u>15-Year Mortgage Rate APR/03</u>	6.11%		
11:00 PM	US	<u>30-Year Mortgage Rate APR/03</u>	6.79%		
11:15 PM	US	<u>Fed Barkin Speech</u>			
11:45 PM	US	<u>Fed Goolsbee Speech</u>			
Friday April 05 2024			Actual	Previous	Consensus
1:00 AM	US	<u>Fed Mester Speech</u>			
6:20 AM	US	<u>Fed Musalem Speech</u>			
6:30 AM	US	<u>Fed Kugler Speech</u>			
10:00 AM	ID	<u>Foreign Exchange Reserves MAR</u>	\$144B		<u>\$ 143.0B</u>
7:30 PM	US	<u>Non Farm Payrolls MAR</u>	275K	<u>200K</u>	<u>200.0K</u>
7:30 PM	US	<u>Unemployment Rate MAR</u>	3.90%	<u>3.90%</u>	<u>3.90%</u>
7:30 PM	US	<u>Average Hourly Earnings MoM MAR</u>	0.10%	<u>0.30%</u>	<u>0.30%</u>
7:30 PM	US	<u>Average Hourly Earnings YoY</u>	4.30%	<u>4.10%</u>	<u>4.10%</u>
7:30 PM	US	<u>Fed Collins Speech</u>			
7:30 PM	US	<u>Participation Rate MAR</u>	62.50%		<u>62.50%</u>
7:30 PM	US	<u>Average Weekly Hours MAR</u>	34.3	<u>34.3</u>	<u>34.3</u>
7:30 PM	US	<u>Government Payrolls MAR</u>	52K		<u>20K</u>
7:30 PM	US	<u>Manufacturing Payrolls MAR</u>	-4K	<u>5K</u>	<u>7K</u>
7:30 PM	US	<u>Nonfarm Payrolls Private MAR</u>	223K	<u>160K</u>	<u>180K</u>
7:30 PM	US	<u>U-6 Unemployment Rate</u>	7.30%		<u>7.30%</u>
8:15 PM	US	<u>Fed Barkin Speech</u>			
11:15 PM	US	<u>Fed Bowman Speech</u>			

CORPORATE ACTION



Friday, April 5, 2024

Cash Dividend

ADMF | TMAS | WOMF

[Cum Date]

Cash Dividend

BBTN

[Effective Date]

JATI - RUPS

Time: 14.00 WIB

Venue: Online via eASY.KSEI

PMMP - RUPS

Time: 10:00 WIB

Venue: Online via eASY.KSEI

SUSPENSI

DMMX

UNSUSPENSI

MCAS

Friday, April 5, 2024

LQ 45 Performance

Top Gainer

MBMA 555 (13.2%)
MDKA 2,680 (12.1%)
PTMP 157 (6%)
SRTG 1,495 (3.4%)
BBTN 1,515 (3.4%)

Top Volume

GOTO 69 (10.9 Mn Lot)
MBMA 555 (2.6 Mn Lot)
TLKM 3,450 (2 Mn Lot)
PTMP 157 (2 Mn Lot)
MDKA 2,680 (1.7 Mn Lot)

Top Frekuensi

BBNI 5,350 (34k x)
BBRI 5,700 (30k x)
BBCA 9,850 (23k x)
PTMP 157 (23k x)
MDKA 2,680 (21k x)

Top Loser

INKP 9,650 (-2.5%)
ARTO 2,580 (-1.9%)
ASII 5,175 (-1.4%)
HRUM 1,455 (-1%)
UNTR 25,050 (-0.7%)

Top Value

BBNI 5,350 (869 IDR Bn)
BBRI 5,700 (759.6 IDR Bn)
BBCA 9,850 (755.7 IDR Bn)
TLKM 3,450 (712.9 IDR Bn)
MDKA 2,680 (452.9 IDR Bn)

All Stock Performance

Top Gainer

CGAS 128 (34.7%)
JAWA 78 (34.4%)
MIRA 5 (25%)
POLU 590 (24.4%)
VTNY 214 (23.6%)

Top Volume

GOTO 69 (10.9 Mn Lot)
BRMS 162 (3.3 Mn Lot)
INET 53 (3.2 Mn Lot)
BHAT 418 (3 Mn Lot)
TOSK 87 (3 Mn Lot)

Top Frekuensi

BBNI 5,350 (34k x)
BBRI 5,700 (30k x)
INET 53 (26k x)
BBCA 9,850 (23k x)
PTMP 157 (23k x)

Top Loser

ARTI 2 (-33.3%)
MDRN 4 (-20%)
KICI 172 (-18.8%)
MTPS 5 (-16.6%)
OLIV 6 (-14.2%)

Top Value

BBNI 5,350 (869 IDR Bn)
BBRI 5,700 (759.6 IDR Bn)
BBCA 9,850 (755.7 IDR Bn)
TLKM 3,450 (712.9 IDR Bn)
MDKA 2,680 (452.9 IDR Bn)

JAKARTA (Head Office)

Gedung Sucaco Lt 3
JL. Kebon Sirih Kav. 71
Jakarta Pusat – 10340
Telp : +622139836420

SEMARANG

JL. Sembodro No. 12A, Plomblokan
Kec. Semarang Utara, Kota Semarang
Jawa Tengah – 50171
WA : +6281808054623
Telp : +62243512068

SURABAYA

Ruko Galeri Bukit Indah
(Pakuwon Indah) RK03-001, Kel. Lontar
Kec. Sambikerep, Surabaya, Jawa Timur
WA : +62 856-7279-999
Telp : +623198700528

Telp : +62 21 3983 6420

Fax : +62 21 3983 6422

Email:

admin.aonline@erdikha.com

aof.elit@erdikha.com

Career: hrd@erdikha.com

Disclaimer :

The information contained herein has been compiled from sources that we believe to be reliable. No warranty (express or implied) is made to the accuracy or completeness of the information. All opinions and estimates included in this report constitute our judgment as of this date, without regards to its fairness, and are subject to change without notice. This document has been prepared for general information only, without regards to the specific objectives, financial situation and needs of any particular person who may receive it. No responsibility or liability whatsoever or howsoever arising is accepted in relation to the contents hereof by any company mentioned herein, or any their respective directors, officers or employees. This document is not an offer to sell or a solicitation to buy any securities. This firms and its affiliates and their officers and employees may have a position, make markets, act as principal or engage in transaction in securities or related investments of any company mentioned herein, may perform services for or solicit business from any company mentioned herein, and may have acted upon or used any of the recommendations herein before they have been provided to you. Available only to person having professional experience in matters relating to investments.

SAHAM PEMILU 2024



Friday, April 5, 2024

CODE	PRICE	Daily (%)	PER	Konglo	PRICE	YTD (%)	PRICE	%	52W Low	CURRENT POSITION	52W High	%		
1	DLTA	3,300	0.61%	13	BUMD DKI	DLTA	3,300	-6.52%	DLTA	3,300	0%	3,290	4,070	-19%
2	PJAA	885	1.14%	6	BUMD DKI	PJAA	885	-6.84%	PJAA	885	33%	665	1,120	-21%
3	PTBA	2,930	0.34%	6	Melanjutkan Program Hilirisasi Tambang	PTBA	2,930	20.08%	PTBA	2,930	27%	2,300	4,200	-30%
4	ADRO	2,690	0.37%	3	Melanjutkan Program Hilirisasi Tambang	ADRO	2,690	13.03%	ADRO	2,690	34%	2,010	3,160	-15%
5	INDY	1,500	2.39%	2	Melanjutkan Program Hilirisasi Tambang	INDY	1,500	4.53%	INDY	1,500	17%	1,285	2,800	-46%
6	ANTM	1,660	0.91%	13	Melanjutkan Program Hilirisasi Tambang	ANTM	1,660	-2.64%	ANTM	1,660	18%	1,405	2,160	-23%
7	WIKA	240	0.00%		Pembangunan IKN dilanjutkan	WIKA	240	Suspend	WIKA	240	31%	183	610	-61%
8	WSKT	202	0.00%		Pembangunan IKN dilanjutkan	WSKT	202	Suspend	WSKT	202	4%	195	236	-14%
9	PTPP	454	1.79%	6	Pembangunan IKN dilanjutkan	PTPP	454	6.07%	PTPP	454	15%	394	835	-46%
10	ADHI	282	0.00%	12	Pembangunan IKN dilanjutkan	ADHI	282	-9.62%	ADHI	282	6%	266	535	-47%
11	PTBA	2,930	0.34%	6	Melanjutkan Program Hilirisasi Tambang	PTBA	2,930	20.08%	PTBA	2,930	27%	2,300	4,200	-30%
12	ADRO	2,690	0.37%	3	Melanjutkan Program Hilirisasi Tambang	ADRO	2,690	13.03%	ADRO	2,690	34%	2,010	3,160	-15%
13	INDY	1,500	2.39%	2	Melanjutkan Program Hilirisasi Tambang	INDY	1,500	4.53%	INDY	1,500	17%	1,285	2,800	-46%
14	ANTM	1,660	0.91%	13	Melanjutkan Program Hilirisasi Tambang	ANTM	1,660	-2.64%	ANTM	1,660	18%	1,405	2,160	-23%
15	PMMP	284	0.00%	11	Terafiliasi (Kaesang)	PMMP	284	8.40%	PMMP	284	18%	240	530	-46%
16	WIRG	100	0.00%	23	Terafiliasi Aryo Djoyohadikusumo (Keponakan Prabowo)	WIRG	100		WIRG	100	16%	86	166	-40%
17	DEWA	63	0.00%		Terafiliasi Aburizal Bakrie (Golkar)	DEWA	63	5.00%	DEWA	63	26%	50	93	-32%
18	ENRG	220	0.00%	5	Terafiliasi Aburizal Bakrie (Golkar)	ENRG	220	0.00%	ENRG	220	14%	193	302	-27%
19	BNBR	50	0.00%	7	Terafiliasi Aburizal Bakrie (Golkar)	BNBR	50	0.00%	BNBR	50	0%	50	73	-32%
20	BRMS	162	4.52%	93	Terafiliasi Aburizal Bakrie (Golkar)	BRMS	162	-4.71%	BRMS	162	42%	114	226	-28%
21	BUMI	84	1.20%	176	Terafiliasi Aburizal Bakrie (Golkar)	BUMI	84	-1.18%	BUMI	84	11%	76	186	-55%
22	BTEL	50	0.00%	#N/A	Terafiliasi Aburizal Bakrie (Golkar)	BTEL	50	0.00%	BTEL	50	0%	50	50	0%
23	ELTY	24	-7.69%	#N/A	Terafiliasi Aburizal Bakrie (Golkar)	ELTY	24	-52.00%	ELTY	24	0%	24	50	-52%
24	JGLE	24	-7.69%	#N/A	Terafiliasi Aburizal Bakrie (Golkar)	JGLE	24	-52.00%	JGLE	24	0%	24	50	-52%
25	MDIA	24	-7.69%	#N/A	Terafiliasi Aburizal Bakrie (Golkar)	MDIA	24	-52.00%	MDIA	24	0%	24	55	-56%
26	VIVA	24	-7.69%	#N/A	Terafiliasi Aburizal Bakrie (Golkar)	VIVA	24	0.00%	VIVA	24	0%	24	50	-52%
27	VKTR	134	2.29%	1,080	Terafiliasi Aburizal Bakrie (Golkar)	VKTR	134		VKTR	134	28%	105	244	-45%
28	CBRE	24	-7.69%	9	Terafiliasi Agung Laksono (Golkar)	CBRE	24	-52.00%	CBRE	24	0%	24	64	-63%
29	MKTR	124	0.00%	34	Terafiliasi Fuad Hasan (Golkar)	MKTR	124	-17.33%	MKTR	124	12%	111	242	-49%
30	TOBA	250	-0.79%	16	Terafiliasi Luhut Binsar Panjaitan (Golkar)	TOBA	250		TOBA	250	16%	216	520	-52%
31	WIKA	240	0.00%		Pembangunan IKN dilanjutkan	WIKA	240	Suspend	WIKA	240	31%	183	610	-61%
32	WSKT	202	0.00%		Pembangunan IKN dilanjutkan	WSKT	202	Suspend	WSKT	202	4%	195	236	-14%
33	PTPP	454	1.79%	6	Pembangunan IKN dilanjutkan	PTPP	454	6.07%	PTPP	454	15%	394	835	-46%
34	ADHI	282	0.00%	12	Pembangunan IKN dilanjutkan	ADHI	282	-9.62%	ADHI	282	6%	266	535	-47%
35	PTBA	2,930	0.34%	6	Melanjutkan Program Hilirisasi Tambang	PTBA	2,930	20.08%	PTBA	2,930	27%	2,300	4,200	-30%
36	ADRO	2,690	0.37%	3	Melanjutkan Program Hilirisasi Tambang	ADRO	2,690	13.03%	ADRO	2,690	34%	2,010	3,160	-15%
37	INDY	1,500	2.39%	2	Melanjutkan Program Hilirisasi Tambang	INDY	1,500	4.53%	INDY	1,500	17%	1,285	2,800	-46%
38	ANTM	1,660	0.91%	13	Melanjutkan Program Hilirisasi Tambang	ANTM	1,660	-2.64%	ANTM	1,660	18%	1,405	2,160	-23%
39	INDY	1,500	2.39%	2	Terafiliasi Arsjad Rasjid (Ketua Tim Pemenangan)	INDY	1,500	4.53%	INDY	1,500	17%	1,285	2,800	-46%
40	RAJA	1,315	1.94%	22	Terafiliasi Arsjad Rasjid (Ketua Tim Pemenangan)	RAJA	1,315	-6.74%	RAJA	1,315	60%	820	1,770	-26%
41	PSKT	26	-7.14%	#N/A	Terafiliasi Arsjad Rasjid (Ketua Tim Pemenangan)	PSKT	26	-48.00%	PSKT	26	0%	26	69	-62%
42	BMTR	244	0.00%	5	Terafiliasi Hary Tanoesodibjo (Perindo)	BMTR	244	-8.96%	BMTR	244	11%	220	388	-37%
43	MNCN	336	1.82%	4	Terafiliasi Hary Tanoesodibjo (Perindo)	MNCN	336	-12.95%	MNCN	336	10%	306	715	-53%
44	MSIN	2,900	0.00%	174	Terafiliasi Hary Tanoesodibjo (Perindo)	MSIN	2,900	-3.33%	MSIN	2,900	75%	1,655	4,110	-29%
45	IPTV	50	0.00%	#N/A	Terafiliasi Hary Tanoesodibjo (Perindo)	IPTV	50	0.00%	IPTV	50	0%	50	70	-29%
46	IATA	50	0.00%	4	Terafiliasi Hary Tanoesodibjo (Perindo)	IATA	50	0.00%	IATA	50	0%	50	89	-44%
47	BHIT	50	0.00%	7	Terafiliasi Hary Tanoesodibjo (Perindo)	BHIT	50	0.00%	BHIT	50	0%	50	64	-22%
48	BCAP	50	0.00%	15	Terafiliasi Hary Tanoesodibjo (Perindo)	BCAP	50	0.00%	BCAP	50	0%	50	68	-26%
49	KPIG	62	1.64%	14	Terafiliasi Hary Tanoesodibjo (Perindo)	KPIG	62	0.00%	KPIG	62	7%	58	84	-26%
50	MSKY	71	1.43%	#N/A	Terafiliasi Hary Tanoesodibjo (Perindo)	MSKY	71	-28.28%	MSKY	71	15%	62	320	-78%
51	SRTG	1,495	3.46%	#N/A	Terafiliasi Sandiaga Uno (PPP)	SRTG	1,495	-8.84%	SRTG	1,495	6%	1,405	2,040	-27%
52	TBIG	1,870	0.00%	27	Terafiliasi Sandiaga Uno (PPP)	TBIG	1,870	-10.53%	TBIG	1,870	5%	1,780	2,300	-19%
53	MDKA	2,680	12.13%	#N/A	Terafiliasi Sandiaga Uno (PPP)	MDKA	2,680	-0.74%	MDKA	2,680	30%	2,060	4,320	-38%
54	NRCA	352	1.73%	9	Terafiliasi Sandiaga Uno (PPP)	NRCA	352	6.02%	NRCA	352	20%	294	402	-12%
55	ADRO	2,690	0.37%	3	Terafiliasi Sandiaga Uno (PPP)	ADRO	2,690	13.03%	ADRO	2,690	34%	2,010	3,160	-15%
56	MPMX	1,030	0.49%	9	Terafiliasi Sandiaga Uno (PPP)	MPMX	1,030	-1.90%	MPMX	1,030	6%	970	1,360	-24%
57	AGII	1,700	0.59%	37	Terafiliasi Sandiaga Uno (PPP)	AGII	1,700	11.84%	AGII	1,700	18%	1,435	2,080	-18%
58	SINI	565	0.00%	#N/A	Terafiliasi Hapsoro Sukmonohadi (Suami Puan Maharani)	SINI	565	-35.43%	SINI	565	0%	565	2,240	-75%
59	ARCI	356	4.71%	38	Terafiliasi Hapsoro Sukmonohadi (Suami Puan Maharani)	ARCI	356	-12.75%	ARCI	356	16%	308	484	-26%
60	MINA	26	-7.14%	#N/A	Terafiliasi Hapsoro Sukmonohadi (Suami Puan Maharani)	MINA	26	-48.00%	MINA	26	0%	26	67	-61%
61	PSKT	26	-7.14%	#N/A	Terafiliasi Hapsoro Sukmonohadi (Suami Puan Maharani)	PSKT	26	-48.00%	PSKT	26	0%	26	69	-62%
62	RAJA	1,315	1.94%	22	Terafiliasi Hapsoro Sukmonohadi (Suami Puan Maharani)	RAJA	1,315	-6.74%	RAJA	1,315	60%	820	1,770	-26%
63	BUVA	56	0.00%	94	Terafiliasi Hapsoro Sukmonohadi (Suami Puan Maharani)	BUVA	56	-8.20%	BUVA	56	65%	34	72	-22%
64	CBRE	24	-7.69%	9	Terafiliasi Hapsoro Sukmonohadi (Suami Puan Maharani)	CBRE	24	-52.00%	CBRE	24	0%	24	64	-63%
65	PTRO	4,390	0.92%	13	Terafiliasi Hapsoro Sukmonohadi (Suami Puan Maharani)	PTRO	4,390	-16.38%	PTRO	4,390	56%	2,810	7,650	-43%
66	BMTR	244	0.00%	5	MEDIA	BMTR	244	-8.96%	BMTR	244	11%	220	388	-37%
67	MNCN	336	1.82%	4	MEDIA	MNCN	336	-12.95%	MNCN	336	10%	306	715	-53%
68	SCMA	137	1.48%	34	MEDIA	SCMA	137	-19.41%	SCMA	137	4%	132	190	-28%
69	ICBP	11,025	0.23%	18	BAHAN POKOK	ICBP	11,025	4.26%	ICBP	11,025	12%	9,850	11,925	-8%
70	INDF	6,500	-0.76%	7	BAHAN POKOK	INDF	6,500	0.78%	INDF	6,500	5%	6,175	7,550	-14%
71	UNVR	2,710	0.74%	22	BAHAN POKOK	UNVR	2,710		UNVR	2,710	5%	2,570	4,630	-41%

<input type="checkbox"/> Symbol	Company Name	Chg %	Change	Market Time	Last Price	Exchange
<input type="checkbox"/> ^JKSE	IDX COMPOSITE	-0.33%	-24.31	12:00PM WIB	7,326.31	JKT
<input type="checkbox"/> IDXBASIC.JK	IDX SEC BASIC MATERIALS	-1.37%	-18.11	12:00PM WIB	1,307.72	JKT
<input type="checkbox"/> IDXCYCLIC.JK	IDX SEC CONSUMER CYCLICALS	-0.25%	-2.11	12:00PM WIB	832.39	JKT
<input type="checkbox"/> IDXENERGY.JK	IDX SEC ENERGY	-0.00%	-0.02	12:00PM WIB	2,180.73	JKT
<input type="checkbox"/> IDXFINANCE.JK	IDX SEC FINANCIALS	+0.07%	+1.07	11:59AM WIB	1,492.75	JKT
<input type="checkbox"/> IDXHEALTH.JK	IDX SEC HEALTHCARE	+0.36%	+4.72	11:59AM WIB	1,330.61	JKT
<input type="checkbox"/> IDXNONCYC.JK	IDX SEC CONSUMER NON-CYCLIC	-0.40%	-2.87	12:00PM WIB	716.19	JKT
<input type="checkbox"/> IDXINDUST.JK	IDX SEC INDUSTRIALS	-0.16%	-1.75	12:00PM WIB	1,102.01	JKT
<input type="checkbox"/> IDXINFRA.JK	IDX SEC INFRASTRUCTURES	-0.50%	-7.86	12:00PM WIB	1,562.31	JKT
<input type="checkbox"/> IDXPROPERT.JK	SEC PROPERTIES & REAL ESTAT	+0.45%	+3.23	12:00PM WIB	716.36	JKT
<input type="checkbox"/> IDXTECHNO.JK	IDX SEC TECHNOLOGY	-0.27%	-11.77	11:59AM WIB	4,369.65	JKT
<input type="checkbox"/> IDXTRANS.JK	SEC TRANSPORTATION & LOGIST	-0.31%	-5.16	12:00PM WIB	1,685.75	JKT
<input type="checkbox"/> ^DJI	Dow Jones Industrial Average	+0.07%	+25.81	4:54PM EST	37,466.11	DJI
<input type="checkbox"/> ^GSPC	S&P 500	+0.18%	+8.56	4:54PM EST	4,697.24	SNP
<input type="checkbox"/> ^IXIC	NASDAQ Composite	+0.09%	+13.77	5:15PM EST	14,524.07	NIM
<input type="checkbox"/> ^FTSE	FTSE 100	-0.43%	-33.46	4:35PM GMT	7,689.61	FGI
<input type="checkbox"/> ^GDAXI	DAX PERFORMANCE-INDEX	-0.14%	-23.09	5:54PM CET	16,594.21	GER
<input type="checkbox"/> 000001.SS	SSE Composite Index	-1.31%	-38.33	1:47PM CST	2,890.85	SHH
<input type="checkbox"/> ^HSI	HANG SENG INDEX	-2.04%	-337.99	12:05PM HKT	16,197.34	HKG
<input type="checkbox"/> ^N225	Nikkei 225	+0.27%	+89.12	3:15PM JST	33,377.42	OSA
<input type="checkbox"/> CL=F	Crude Oil Feb 24	-1.21%	-0.89	11:18PM EST	72.92	NYM
<input type="checkbox"/> BZ=F	Brent Crude Oil Last Day Financ	-1.13%	-0.89	11:16PM EST	77.87	NYM
<input type="checkbox"/> GC=F	Gold Feb 24	-0.30%	-6.20	11:18PM EST	2,043.60	CMX
<input type="checkbox"/> HG=F	Copper Mar 24	+0.1445%	+0.0055	11:19PM EST	3.8115	CMX